

Please read this instruction sheet carefully before using NITRO-DUR

Information for the Patient About—

Nitro-Dur[®]

(nitroglycerin)

Transdermal Infusion System

Summary

NITRO-DUR[®] is a unique method of administering nitroglycerin to the bloodstream. NITRO-DUR eliminates the swallowing of pills or the application of a messy ointment. Nitroglycerin is a medication your doctor has prescribed for you to help reduce the frequency and severity of angina attacks (chest pain).

How your NITRO-DUR Transdermal Infusion System works

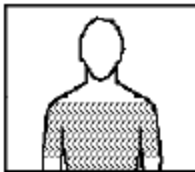
Nitroglycerin causes the veins (vessels that return blood to the heart) to relax so that the work load of the heart is reduced. This lowers the heart's oxygen needs.

As a result, the heart muscle is well nourished and the frequency of angina attacks is reduced. NITRO-DUR is applied directly to the skin. The nitroglycerin passes from the adhesive surface through the skin—allowing medication to be absorbed directly into the bloodstream. This manner of delivering medicine to your bloodstream provides you with nitroglycerin with one daily application of a NITRO-DUR unit.

Instructions for use

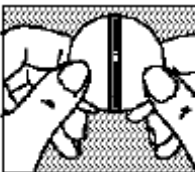
Placement area

Select a reasonably hair-free application site. Avoid extremities below the knee or elbow, skin folds, scar tissue, burned or irritated areas.

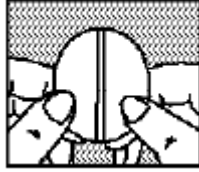


Application

Wash hands before applying.



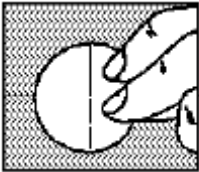
Hold the unit with brown lines facing you, in an up and down position.



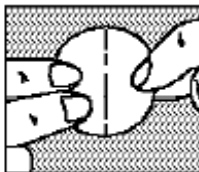
Bend the sides of unit away from you, then toward you until you hear the "SNAP".



Peel off one side of the plastic backing.




Using the other half of the backing as a handle, apply the sticky side of the patch to the skin.



Press the sticky side on the skin, and smooth down.

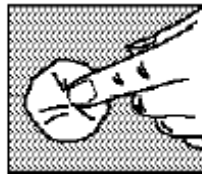


Fold back the remaining side of the patch. Grasp the edge of the plastic applicator by the stripe, and pull it across the skin.

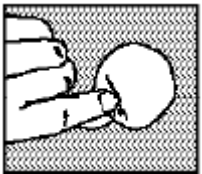


Wash hands to remove any drug.

Removal



Press down on the center of the system to raise its outer edge away from the skin.



Grasp the edge gently, and slowly peel the unit away from skin.

Wash skin area with soap and water. Towel dry. Wash hands. You may use a different application site every day.

Skin care

1. After you remove NITRO-DUR, your skin may feel warm and appear red. This is normal. The redness will disappear in a short time. If the area feels dry, you may apply a soothing lotion.

2. Any redness or rash that does not disappear should be called to your doctor's attention.

Cautions

If your doctor has prescribed "under-the-tongue" nitroglycerin tablets in addition to NITRO-DUR, you should sit down before taking the "under-the-tongue" tablet. If dizziness should occur, notify your doctor. This may be an indication that the "under-the-tongue" tablet dosage needs to be reduced.

Possible side effects

The most common side effect experienced by people taking nitroglycerin is headache. Your doctor may tell you to take a mild analgesic to relieve the headache.

Some people may experience dizziness. This is due to a slight decrease in blood pressure, which is usually experienced when a person changes position, from lying flat to sitting upright or from sitting to standing. If this occurs, sit down until the dizziness stops, then notify your doctor.

He or she may wish to reduce your NITRO-DUR dosage. In some people, nitroglycerin preparations may cause the skin to feel flushed or the heart to beat faster. If this should occur, notify your doctor; again, he or she may wish to change your NITRO-DUR dosage.

NITRO-DUR is a unique drug that depends on direct contact with the skin to work. For this reason, the skin should be reasonably hair-free, clean, and dry.


Other information

1. Allow NITRO-DUR to stay in place as directed by your doctor.
2. Showering is permitted with NITRO-DUR in place.
3. NITRO-DUR should be kept out of reach of children and pets.
4. Store at room temperature 77°F (25°C).
5. NITRO-DUR is boxed so that you have a 30-day supply. Be sure to check your supply periodically. Before it runs low, you should visit your pharmacist for a refill or ask your doctor to renew your NITRO-DUR prescription.
6. It is important that you do not miss a day of your NITRO-DUR therapy. If your schedule needs to be changed, your doctor will give you special instructions.
7. NITRO-DUR has been prescribed for you. Do not give your medication to anyone else.

8. NITRO-DUR is for prevention of angina; not for treatment of an acute angina attack.

9. Notify your doctor if angina attacks change for the worse.

**You must consult your
doctor for important
information before using
this drug.**

 Merck Sharp & Dohme Corp., a subsidiary of
MERCK & CO., INC., Whitehouse Station, NJ 08889, USA

For patent information: www.merck.com/product/patent/home.html

Copyright © 1987, 2012 Merck Sharp & Dohme Corp., a subsidiary of **Merck & Co, Inc.**

All rights reserved.

Revised: 10/2014

usppi-mk9025-pch-1410r002